

cm. 100x100 **cm. 60x120** **cm. 60x90** **cm. 60x60** **cm. 30x60** **cm. 10x30**
 inch. 39³/₈x39³/₈ inch. 23⁵/₈x47¹/₄ inch. 23⁵/₈x35⁷/₁₆ inch. 23⁵/₈x23⁵/₈ inch. 11¹³/₁₆x23⁵/₈ inch. 3¹⁵/₁₆x11¹³/₁₆

ANSI A 137.1	TECHNICAL	DIN 51130	DIN 51097	BCR	ANSI DCOF	Deep Abrasion Resistance	MOHS	BS 7976	Recommended Use	Resistance to Staining
V3	N NATURAL	R10	A+B	DRY > 0.40 WET > 0.40	WET ≥ 0.42	< 175 mm ³	≥ 5	> 36	4	5
	S SPAZZOLATO	-	-	DRY > 0.40 WET > 0.40	-	< 175 mm ³	-	-	3	3




100x100 - 39³/₈x39³/₈
TRM 108R Milk Rettificato




60x90 - 23⁵/₈x35⁷/₁₆
TRM 89RT Milk Rettificato



30x30 - 11¹³/₁₆x11¹³/₁₆
TRM 885N Mos. 5x5 Milk



30x30 - 11¹³/₁₆x11¹³/₁₆
TRM 888N Trama Milk/Storm




30x30 - 11¹³/₁₆x11¹³/₁₆
TRM 884N Textile Milk



28x28 - 11"x11"
TRM 887N Lisca Milk



30x31,5 - 11¹³/₁₆x12³/₈
TRM 886N Esagona Milk



30x60 - 11¹³/₁₆x23⁵/₈
TRM 889N Muretto Milk

			
Battiscopa 7x60	Gradino Elle Rettificato 33x120x4	Angolo DX Rettificato 33x120x4	Angolo SX Rettificato 33x120x4
15 230	01 670	01 676	01 676
TRM B80K	TRM G81K	TRM G82K	TRM G85K



**SETTIMANE DI CONSEGNA /
 DELIVERY WEEKS /
 WOCHEN LIEFERZEIT /
 SEMAINES DE LIVRAISON**



60x120 - 23⁵/₈x47¹/₄
TRM 82RT Milk Rettificato



10x30 - 3¹⁵/₁₆x11¹³/₁₆
TRM 81RT Milk Rettificato



60x60 - 23⁵/₈x23⁵/₈
TRM 80RT Milk Rettificato



30x60 - 11¹³/₁₆x23⁵/₈
TRM 86RT Milk Rettificato



60x120 - 23⁵/₈x47¹/₄
TRM 85RT Struttura Mesh Milk Rettificato




60x120 - 23⁵/₈x47¹/₄
TRM 82SR Milk Spazzolato Rettificato



100x100 - 39³/₈x39³/₈
TRM 108S Milk Spazzolato Rettificato



30x60 - 11¹³/₁₆x23⁵/₈
TRM 83RT Struttura Mesh Milk Rett.




60x60 - 23⁵/₈x23⁵/₈
TRM 80SR Milk Spazzolato Rett.



30x60 - 11¹³/₁₆x23⁵/₈
TRM 889S Muretto Milk Spazzolato

THERMAE Grey


cm. 100x100 **cm. 60x120** **cm. 60x90** **cm. 60x60** **cm. 30x60** **cm. 10x30**
 inch. 39³/₈x39³/₈ inch. 23⁵/₈x47¹/₄ inch. 23⁵/₈x35⁷/₁₆ inch. 23⁵/₈x23⁵/₈ inch. 11¹³/₁₆x23⁵/₈ inch. 3¹⁵/₁₆x11¹³/₁₆




100x100 - 39³/₈x39³/₈ **02**
TRM 101R Grey Rettificato **1100**




60x90 - 23⁵/₈x35⁷/₁₆ **02**
TRM 19RT Grey Rettificato **1080**



30x30 - 11¹³/₁₆x11¹³/₁₆ **10**
TRM 115N Mos. 5x5 Grey **3115**



30x30 - 11¹³/₁₆x11¹³/₁₆ **10**
TRM 118N Trama Grey/Storm **3145**



30x30 - 11¹³/₁₆x11¹³/₁₆ **10**
TRM 114N Textile Grey **3120**






28x28 - 11"x11" **10**
TRM 117N Lisca Grey **3135**



30x31,5 - 11¹³/₁₆x12³/₈ **10**
TRM 116N Esagona Grey **3160**



30x60 - 11¹³/₁₆x23⁵/₈ **04**
TRM 119N Muretto Grey **3130**

			
Battiscopa 7x60	Gradino Elle Rettificato 33x120x4	Angolo DX Rettificato 33x120x4	Angolo SX Rettificato 33x120x4
15 230	01 670	01 676	01 676
TRM B10K	TRM G1K	TRM G12K	TRM G15K



SETTIMANE DI CONSEGNA /
DELIVERY WEEKS /
WOCHEN LIEFERZEIT /
SEMAINES DE LIVRAISON



60x120 - 23⁵/₈x47¹/₄ **02**
TRM 12RT Grey Rettificato **1085**



10x30 - 3¹⁵/₁₆x11¹³/₁₆ **28**
TRM 11RT Grey Rettificato **1075**



60x60 - 23⁵/₈x23⁵/₈ **03**
TRM 10RT Grey Rettificato **1065**



30x60 - 11¹³/₁₆x23⁵/₈ **07**
TRM 16RT Grey Rettificato **1035**



60x120 - 23⁵/₈x47¹/₄ **02**
TRM 15RT Struttura Mesh Grey Rettificato **1095**



30x60 - 11¹³/₁₆x23⁵/₈ **06**
TRM 83RT Struttura Mesh Grey Rett. **1045**

Grey SPAZZOLATO



60x120 - 23⁵/₈x47¹/₄ **02**
TRM 12SR Grey Spazzolato Rettificato **1115**





60x60 - 23⁵/₈x23⁵/₈ **03**
TRM 10SR Grey Spazzolato Rett. **1105**



100x100 - 39³/₈x39³/₈ **02**
TRM 101S Grey Spazzolato Rettificato **1125**




30x60 - 11¹³/₁₆x23⁵/₈ **04**
TRM 119S Muretto Grey Spazzolato **3140**

ANSI A 137.1	TECHNICAL	DIN 51130	DIN 51097	BCR	ANSI DCOF	Deep Abrasion Resistance	MOHS	BS 7976	Recommended Use	Resistance to Staining
	NATURAL	R10	A+B	DRY > 0.40 WET > 0.40	WET ≥ 0.42	< 175 mm ³	≥ 5	> 36	4	5
	SPAZZOLATO	-	-	DRY > 0.40 WET > 0.40	-	< 175 mm ³	-	-	3	3



3D DIGITAL APPLICATION TECHNOLOGY

THERMAE Storm


cm. 100x100
 inch. 39³/₈x39³/₈

cm. 60x120
 inch. 23⁵/₈x47¹/₄

cm. 60x90
 inch. 23⁵/₈x35⁷/₁₆

cm. 60x60
 inch. 23⁵/₈x23⁵/₈

cm. 30x60
 inch. 11¹³/₁₆x23⁵/₈

cm. 10x30
 inch. 3¹⁵/₁₆x11¹³/₁₆



100x100 - 39³/₈x39³/₈
TRM 102R Storm Rettificato



60x90 - 23⁵/₈x35⁷/₁₆
TRM 29RT Storm Rettificato

60x90 - 23⁵/₈x35⁷/₁₆
TRM 29AS Storm Antislip Rettificato

02
1100



10x30 - 3¹⁵/₁₆x11¹³/₁₆
TRM 21RT Storm Rettificato

28
1075



60x120 - 23⁵/₈x47¹/₄
TRM 22RT Storm Rettificato

02
1085




60x60 - 23⁵/₈x23⁵/₈
TRM 20RT Storm Rettificato

03
1065




30x60 - 11¹³/₁₆x23⁵/₈
TRM 26RT Storm Rettificato


07
1035



30x30 - 11¹³/₁₆x11¹³/₁₆
TRM 225N Mos. 5x5
 Storm




30x30 - 11¹³/₁₆x11¹³/₁₆
TRM 228N Trama
 Storm/Grey



30x30 - 11¹³/₁₆x11¹³/₁₆
TRM 224N Textile
 Storm



28x28 - 11"x11"
TRM 227N Lisca Storm







30x31,5 - 11¹³/₁₆x12³/₈
TRM 226N Esagona
 Storm



30x60 - 11¹³/₁₆x23⁵/₈
TRM 229N Muretto Storm

04
3180

			
Battiscopa 7x60	Gradino Elle Rettificato 33x120x4	Angolo DX Rettificato 33x120x4	Angolo SX Rettificato 33x120x4
15 230	01 670	01 676	01 676
TRM B20K	TRM G21K	TRM G22K	TRM G25K

* 6 SETTIMANE DI CONSEGNA /
 DELIVERY WEEKS /
 WOCHEN LIEFERZEIT /
 SEMAINES DE LIVRAISON

ANSI A 137.1 V3	TECHNICAL	DIN 51130	DIN 51097	BCR	ANSI DCOF	Deep Abrasion Resistance	MOHS	BS 7976	Recommended Use	Resistance to Staining
N	NATURAL	R10	A+B	DRY > 0.40 WET > 0.40	WET ≥ 0.42	< 175 mm ³	≥ 5	> 36	4	5
S	SPAZZOLATO	-	-	DRY > 0.40 WET > 0.40	-	< 175 mm ³	-	-	3	3
AS	ANTISLIP	R11	A+B+C	DRY > 0.40 WET > 0.40	WET ≥ 0.42	< 175 mm ³	≥ 7	-	5	5

Storm SPAZZOLATO



60x120 - 23⁵/₈x47¹/₄
TRM 225R Storm Spazzolato Rettificato

02
1115



60x60 - 23⁵/₈x23⁵/₈
TRM 20SR Storm Spazzolato Rett.

03
1105




100x100 - 39³/₈x39³/₈
TRM 102S Storm Spazzolato Rettificato

02
1125



30x60 - 11¹³/₁₆x23⁵/₈
TRM 229S Muretto Storm Spazzolato

04
3140


cm. 100x100
 inch. 39"3/8x39"3/8

cm. 60x120
 inch. 23"5/8x47"1/4

cm. 60x90
 inch. 23"5/8x35"7/16

cm. 60x60
 inch. 23"5/8x23"5/8

cm. 30x60
 inch. 11"13/16x23"5/8

cm. 10x30
 inch. 3"15/16x11"13/16

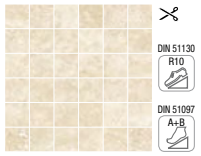


100x100 - 39"3/8x39"3/8
TRM 104R Honey Rettificato




60x90 - 23"5/8x35"7/16
TRM 49RT Honey Rettificato


60x90 - 23"5/8x35"7/16
TRM 49AS Honey Antislip Rettificato



30x30 - 11"13/16x11"13/16
TRM 445N Mos. 5x5 Honey



30x30 - 11"13/16x11"13/16
TRM 448N Trama Honey/Caramel



30x30 - 11"13/16x11"13/16
TRM 444N Textile Honey



28x28 - 11"x11"
TRM 447N Lisca Honey



30x31,5 - 11"13/16x12"3/8
TRM 446N Esagona Honey



30x60 - 11"13/16x23"5/8
TRM 449N Muretto Honey



R11
A+B+C

02
1080

02
1085

10
3115

10
3145

10
3120

10
3135

10
3160

04
3180

			
Battiscopa 7x60	Gradino Elle Rettificato 33x120x4	Angolo DX Rettificato 33x120x4	Angolo SX Rettificato 33x120x4
15 230	01 670	01 676	01 676
TRM B40K	TRM G41K	TRM G42K	TRM G45K

* 6 SETTIMANE DI CONSEGNA /
 DELIVERY WEEKS /
 WOCHEN LIEFERZEIT /
 SEMAINES DE LIVRAISON




60x120 - 23"5/8x47"1/4
TRM 42RT Honey Rettificato

02
1085



10x30 - 3"15/16x11"13/16
TRM 41RT Honey Rettificato

28
1075



60x60 - 23"5/8x23"5/8
TRM40RT Honey Rettificato

03
1065



30x60 - 11"13/16x23"5/8
TRM 46RT Honey Rettificato

07
1035



60x120 - 23"5/8x47"1/4
TRM 45RT Struttura Mesh Honey Rettificato

02
1095



30x60 - 11"13/16x23"5/8
TRM 43RT Struttura Mesh Honey Rett.

06
1045

Honey SPAZZOLATO



60x120 - 23"5/8x47"1/4
TRM 42SR Honey Spazzolato Rettificato

02
1115



60x60 - 23"5/8x23"5/8
TRM 40SR Honey Spazzolato Rett.

03
1105



100x100 - 39"3/8x39"3/8
TRM 104S Honey Spazzolato Rettificato

02
1125



30x60 - 11"13/16x23"5/8
TRM 449S Muretto Honey Spazzolato

04
3140

ANSI A 137.1 V3	TECHNICAL	DIN 51130	DIN 51097	BCR	ANSI DCOF	Deep Abrasion Resistance	MOHS	BS 7976	Recommended Use	Resistance to Staining
N	NATURAL	R10	A+B	DRY > 0.40 WET > 0.40	WET ≥ 0.42	< 175 mm ³	≥ 5	> 36	4	5
S	SPAZZOLATO	-	-	DRY > 0.40 WET > 0.40	-	< 175 mm ³	-	-	3	3
AS	ANTISLIP	R11	A+B+C	DRY > 0.40 WET > 0.40	WET ≥ 0.42	< 175 mm ³	≥ 7	-	5	5



3D DIGITAL APPLICATION TECHNOLOGY

THERMAE Caramel



cm. 100x100 cm. 60x120 cm. 60x90 cm. 60x60 cm. 30x60 cm. 10x30
 inch. 39"3/8x39"3/8 inch. 23"5/8x47"1/4 inch. 23"5/8x35"7/16 inch. 23"5/8x23"5/8 inch. 11"13/16x23"5/8 inch. 3"15/16x11"13/16



100x100 - 39"3/8x39"3/8
TRM 103R Caramel Rettificato

02 | 1100



10x30 - 3"15/16x11"13/16
TRM 31RT Caramel Rettificato

28 | 1075



60x120 - 23"5/8x47"1/4
TRM 32RT Caramel Rettificato

02 | 1085

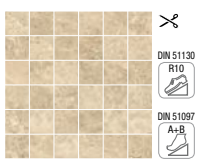


60x90 - 23"5/8x35"7/16
TRM 39RT Caramel Rettificato

02 | 1080


60x90 - 23"5/8x35"7/16
TRM 39AS Caramel Antislip Rettificato

02 | 1085




30x30 - 11"13/16x11"13/16
TRM 333N Mos. 5x5
 Caramel

10 | 8115



30x30 - 11"13/16x11"13/16
TRM 338N Trama
 Caramel/Honey

10 | 8145




30x30 - 11"13/16x11"13/16
TRM 334N Textile
 Caramel

10 | 8120



28x28 - 11"x11"
TRM 337N Lisca
 Caramel

10 | 8185



30x31,5 - 11"13/16x12"3/8
TRM 336N Esagona
 Caramel

10 | 8160



30x60 - 11"13/16x23"5/8
TRM 339N Muretto Caramel

04 | 8180

Battiscopa 7x60	Gradino Elle Rettificato 33x120x4	Angolo DX Rettificato 33x120x4	Angolo SX Rettificato 33x120x4
15 230	01 670	01 676	01 676
TRM B30K	TRM G31K	TRM G32K	TRM G35K

* 6 SETTIMANE DI CONSEGNA /
 DELIVERY WEEKS /
 WOCHEN LIEFERZEIT /
 SEMAINES DE LIVRAISON

ANSI A 137.1 V3	TECHNICAL	DIN 51130	DIN 51097	BCR	ANSI DCOF	Deep Abrasion Resistance	MOHS	BS 7976	Recommended Use	Resistance to Staining
N	NATURAL	R10	A+B	DRY > 0.40 WET > 0.40	WET ≥ 0.42	< 175 mm ³	≥ 5	> 36	4	5
S	SPAZZOLATO	-	-	DRY > 0.40 WET > 0.40	-	< 175 mm ³	-	-	3	3
AS	ANTISLIP	R11	A+B+C	DRY > 0.40 WET > 0.40	WET ≥ 0.42	< 175 mm ³	≥ 7	-	5	5

Caramel SPAZZOLATO



60x120 - 23"5/8x47"1/4
TRM 32SR Caramel Spazzolato Rettificato

02 | 1115



60x60 - 23"5/8x23"5/8
TRM 30SR Caramel Spazzolato Rett.

03 | 1105



100x100 - 39"3/8x39"3/8
TRM 103S Caramel Spazzolato Rettificato

02 | 1125



30x60 - 11"13/16x23"5/8
TRM 339S Muretto Caramel Spazzolato

04 | 8140



THERMAE 20MM




cm. 100x100
inch. 39³/₈x39³/₈

cm. 60x120
inch. 23⁵/₈x47¹/₄

cm. 60x90
inch. 23⁵/₈x35⁷/₁₆



TECHNICAL	DIN 51130	DIN 51097	BCR	ANSI DCOF	Deep Abrasion Resistance	MOHS	Recommended Use	Resistance to Staining	ANSI A 137.1
OUT WALK 20 MM	R11	A+B+C	DRY > 0.40 WET > 0.40	WET ≥ 0.42	< 130 mm ³	≥ 8	5	5	V3



Honey



Storm



Caramel

	100x100 39 ³ / ₈ x39 ³ / ₈	60x120 23 ⁵ / ₈ x47 ¹ / ₄	60x90 23 ⁵ / ₈ x35 ⁷ / ₁₆	Modulo 3 Formati
COLOR	01 1140	01 1130	01 1125	1cp 1135
Honey	TRM 124R	TRM 462R	TRM 469R	TRM M433
Caramel	TRM 123R	TRM 362R	TRM 369R	TRM M333
Storm	TRM 122R	TRM 262R	TRM 269R	TRM M233

